

Thank you for booking a *Museum Explorer* visit. This visit is designed to allow your pupils to explore the Museum with a trail to focus their attention on your chosen topic.

Please **photocopy the attached trail** to bring with you on the day. You should allow a **minimum of 2 hours** for this visit.

### Visit content

A **self-led** tour will allow your pupils to **closely explore your topic** through viewing our collection. The **trail** will enable your pupils to **look at details** they might not have noticed before and this visit can be catered to **Art & Design, History, Maths or Science**. The trail encourages close looking and develops observation and comprehension skills.



### Subject links

English and  
Art & Design  
History  
Maths or  
Science



### Suggested activities

This visit can be used as an introduction to or reinforcement of the topic and we recommend using your visit to inspire work at school, before or after your visit. Here are some suggestions:

Where have you been?

Make a map display on your classroom wall and put a pin in any place that the pupils have been to.

How did they get there?

Use different coloured pins for each method of transport.

Make an object

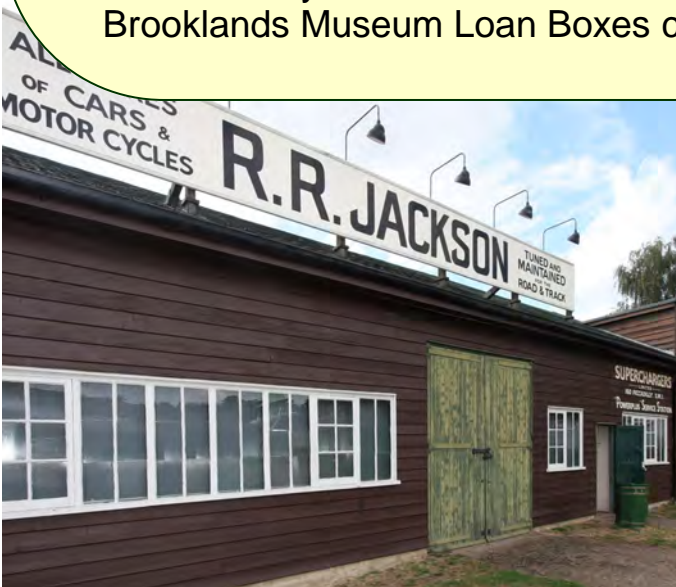
Recreate one of the objects you saw on your visit.

Be as creative as possible with your medium.

Museum display

Make your own mini museum in your classroom based on what you saw today.

Brooklands Museum Loan Boxes can be hired for this purpose.







## Things to be aware of when writing your risk assessment

- We are a working museum - please ensure children do not stray behind barriers
- Please take care on or near the roadways around the site
- The River Wey runs along the edge of the site
- Brooklands is a historic site and the ground is uneven in places
- Please visit the shop in small groups
- Please observe safety signs, especially those that ask you not to touch (some of our exhibits have live engines)
- Adults with the group are responsible for the pupils while on site and must supervise the children in their care.
- We expect a good standard of behaviour from school visitors and any poor behaviour may result in your school being asked to leave





### Tips for a successful visit

- Return your completed booking form as soon as possible
- Book a free pre-visit to familiarise yourself with the site and write a risk assessment
- Introduce the children to the topics and objects you would like them to see at the Museum, why not try one of our suggested activities?
- Familiarise yourself with your timetable of the day and brief all adults to ensure they can attend the correct activity at the correct time.
- Ensure you gather any necessary materials needed for your visit, including photocopying any trails. We will only provide materials where stated.
- Contact us if you have any queries or need to change an aspect of your visit.





# CAR RACING


1. Which famous racing drivers drove this car?



**HINT: THIS CAR CAN BE FOUND IN THE JACKSON SHED (NO 8 IN THE TRAIL GUIDE)**

Olympus Wolf WR7

2. Use the box below to draw a chequered racing flag!



Do you know what it is used for?

.....

.....

.....

.....

3. Draw a line connecting these cars to the dates in which they were manufactured.

**HINT: THESE CARS CAN BE FOUND AT NUMBER 8 IN YOUR TRAIL GUIDE**



Lorraine Dietrich 15 Litre GP

1935



MG PA Sports Two-Seater

1912



Aston Martin Halford Special



1923

4. Can you write the country's racing colours in the stars? For extra fun, colour in the cars at home!



**HINT: IF YOU LOOK BEHIND THE CARS FROM QUESTION 3, YOU CAN FIND THE ANSWERS THERE!**





Great Britain




France



Italy



Belgium



# CYCLING AND MOTORBIKES



5. Find this bike and shade in what its wheels are made of.

British Velocipede (Bone Shaker)

Plastic/Metal

Gold/Silver

Aluminium/Copper

Wood/Iron

**HINT: ALL BIKES CAN BE FOUND AT NUMBERS 4 AND 5 IN YOUR TRAIL GUIDE (MALCOLM CAMPBELL/ERA SHEDS).**



6. This is the O.K. Supreme Motorbike. Find and circle its correct colour

Red Green Blue Yellow

# AIR RACING

7. Who won the Daily Mail Circuit of Britain Air Race 1911?

.....

**HINT: THE WINNER HAD A 'TRIUMPHANT ARRIVAL'. THE ANSWERS TO THESE CAN BE FOUND AT NUMBER 2 IN YOUR TRAIL GUIDE (THE PRESS HUT).**



The Daily Mail Air Race in 1911

8. Write the prize money of the race below!



.....

**BROOKLANDS MUSEUM**

Well done!  
You have finished the Sports Trail!



**BROOKLANDS MUSEUM**

# SPORTS TRAIL!



(For children aged 8 to 11 and their carers)

Have fun completing this trail and finding out more about Brooklands Museum.

Good luck!